



# Great Western Nursery Prospectus

---

APRIL 2024

Great Western  
Pre-School,  
Out of School Clubs and  
Assessment and Training  
Centre

[www.greatwesternps.co.uk](http://www.greatwesternps.co.uk)



Thank you for taking the time to consider Great Western as a nursery for your child. We are proud to tell you that we have been providing quality child care and pre-school education in Aberdeen City and Shire for over 30 years having first opened our doors on April 17, 1989. This was a very special day in my life as my ambition to provide a safe and fun environment for nursery children was finally realised.

The nursery was established on the basis that 'a nurtured child is a content child' – a theme that we have carried forward in our daily practice to ensure each day we provide an active, happy, stimulating and caring environment for all our children, while at the same time providing areas for rest and quieter activities.

We realise the importance of 'play' and setting-up appropriate learning experiences so that children will be eager to explore, pretend, investigate and learn.

We all understand how important it is for your child to leave you for the first time and come to a nursery where they immediately feel at home and settle quickly into an environment where they can grow and mature in all the areas of development required to create a full and challenging nursery experience.

To learn more about Great Western simply drop in or give us a call to make an appointment. We would be delighted to discuss your individual requirements and allow you to see first hand how we operate. We look forward to meeting you.

**Cindi & Kenny Black**  
**Proprietors**

## Contents

The Aims of Great Western .....	4
Admissions .....	5
Child Protection Policy .....	7
Complaints Procedure .....	9
Management of Medicine Policy.....	10
Medicine Provided for Children by Parents / Carers .....	10
Staff Medication .....	13
Guidelines for Settling-in Children three to five. ....	14
Guidelines for Settling-in Children under Three's .....	15
Policy for Transition in the Early Years.....	16
Transition of Care and Routine/Personal Plan .....	18
Great Western Pre School – Change of Sessions Request Form .....	24
Multi-Agency Consent Form (Children's Services).....	25
Great Western Pre-School Application Form (1) .....	26
Great Western Pre-School Application Form (2) .....	27
Great Western Pre-School Application Form (3) .....	28
Great Western Pre-School Application Form (4) .....	29
Great Western Pre-School Application Form (5) .....	30

### Mission Statement

Our Vision is to prepare an environment that is stimulating for each child, regardless of age or individual need. To have knowledgeable staff who are trained to provide that environment with a caring attitude whilst maintaining a sense of humour. We feel that children should be cared for in a light hearted way whilst providing structure and order throughout their day.

- To provide an active, happy, stimulating, safe, caring and sharing environment where children aged 0 to 5 years can grow, learn, and acquire skills that will encourage them to become confident, motivated, independent thinkers and learners.
- To monitor, observe, record and evaluate all children's progress so that appropriate learning experiences can be created to provide a balanced curriculum in line with national advice appropriate to the stage of development for each child.
- To build positive relationships between adults and children encouraging mutual understanding and respect for people, the environment, and cultural diversity.
- To encourage partnerships between parents/guardians, community, outside agencies and the nursery.
- To provide specialist care for each individual child with staff having the appropriate training and experience. To employ staff that have gone through a stringent recruitment process in-line with national legislation and advice.
- To provide appropriate accommodation and resources for each age group.
- To encourage healthy eating and provide appropriate physical activities both inside and outside.
- To respond quickly and positively to parents suggestions, views and enquiries.
- To provide a nursery where the ethos is relaxed and friendly but professional.
- To provide a high quality service where management and staff actively self-evaluate nursery provision and formulate development programmes.
- To follow a staff appraisal process where personal development is not only encouraged but also supported through appropriate training.

## Admissions

When parents make an enquiry regarding available space, they are given the opportunity to visit the nursery or club and discuss their needs and whether or not the service provided is satisfactory for their child.

Parents fill in an application form stating the date of application and the date a nursery space or club space is required. Days and hours required are also stated on the form.

Parents who have a child attending the nursery will be given first choice of available spaces for the attending child and their siblings. It is the responsibility of the parent to submit an application or change of sessions request form to the relevant nursery. Only requests of this type will be accepted into the waiting list. Allocation of sessions will be given on a first-come, first-served basis with the following priority, (1) child attending nursery, (2) siblings attending nursery, (3) full time spaces and (4) new applicants. Priority will be given to families who require the greatest number of sessions,

Discounted spaces for siblings will only apply to the nursery. A sibling discount will not be given to families whose children attend the out of school Clubs.

Applications for admissions and reducing sessions: If space is available upon application, the child is given the required sessions immediately. If the required sessions are not available, the child is put on a waiting list based on priority as stated above. When the space becomes available, the child is offered a place. When the space is confirmed and accepted by the family, a deposit will be made. This will be deducted from the first invoice and is not refundable if the parent/carers chooses to cancel the place.

There is a 3 session minimum requirement for all applicants. When only three sessions are required it must include either a Monday or a Friday if available. A session is defined as a morning or afternoon. A full day would be two sessions.

When reducing sessions the same minimum requirement should be maintained and a change of sessions request form must be completed and returned to the administrator or manager of the setting. A reduction in fees will only be given with a four week notice in writing.

### Admissions for Early Learning and Childcare

Places will be allocated with the following priority: (1) Full Time (2) Mornings or Afternoons (Children accessing Early Learning and Childcare. Parents who change their Early Learning and Childcare requirements will relinquish their existing place and then re-apply for their sessions with a change of sessions request form.

Special needs and requirements. The facility and the specialist care that is required are discussed with parents. After consultation with parents, staff, and relevant external sources, the manager would make a determination as to the suitability of the nursery and staff to meet the needs of the individual

child. The determination would be based on safety and whether or not the child could be given appropriate learning experiences to enhance their development. If a parent, after visiting and consulting with the nursery, felt the child’s needs could be met, the nursery would make every effort to accept the child assuming they could provide a safe environment for the child and the children attending the nursery or club.

All children regardless of their differences, race, religion, gender, language, culture and beliefs will be equally welcomed at Great Western Pre-school.

**Standard forms used to support this policy:**

**Great Western Prospectus**  
**Pre-Admission Checklist**

## Child Protection Policy

### Prevention and Detection of Abuse

All children have the right to be protected by adults. The safety of the child is paramount and concerns **must** always be shared.

It is each member of staff's responsibility to be familiar with the National Guidance for Child Protection 2014, Protecting Children and Young People: Framework for Standards. These publications can be found in the staff reading area of each nursery.

Child Protection is a Getting It Right For Every Child (GIRFEC) intervention where the emphasis on keeping Safe is the main Wellbeing Indicator.

If a member of staff has concerns regarding the safety of a child they should:

1. Discuss their concerns straight away with the designated Child Protection Coordinator who will share the information with Cindi Black the Managing Director

LOCATION	CHILD PROTECTION COORDINATOR
Broomhill	Sarah Rae
Great Western Road	Kirstine Ross
Kingswells	Kelly Black
Portlethen	Lindsay McLennan
Portlethen 2	Louise Duggie
Out-of-School Clubs except Kingswells and Portlethen	Natalie Reid/Jan Watt
Kingswells OOSC	Emma McHardy
Westhill OOSC	Emma McHardy
Portlethen OOSC	Louise Duggie/ Lindsay McLennan

2. Engage with the designated person about whether this information needs to be shared, and if so with whom.
3. Ensure all this information is accurately recorded, with reasons for any decision reached. Notes should be brief and factual i.e. injury, behaviour, comments made by the child, etc. All records should be dated and are confidential. Records should only be shared on a need to know basis. Records should be kept in the child's file.
4. **The Complaints / Concerns / Child Protection form** should be used to record this information.
5. If you cannot contact the designated person in the first instance, and there are immediate concerns for the child's safety, contact Cindi Black on 07974923143 or one of the other designated persons from above. If you cannot contact Cindi Black or any of the designated persons above, contact the social work or police yourself.
6. Parents are made aware of this procedure, as it is outlined on their child's application form and included as part of the prospectus pack.

#### Useful Contacts for Child Protection:

1. Aberdeen City Child Protection Unit— 01224 306877
2. Aberdeen City Council Child Protection out of hours service —01224 693936
3. Aberdeenshire Council social Work Department— Portlethen Office 01467 537111
4. Aberdeenshire Council Social Work Department Out of Hours Service— 0345 6081206
5. Aberdeen City Council Social Work — 0800 7315520
6. Grampian Police—Police Scotland 101

## Complaints Procedure

At Great Western we take the raising of complaints and or concerns seriously. We Endeavour to ensure that through our open door policy, parents and carers are comfortable dealing with our managers when discussing concerns.

Parents are encouraged to channel complaints or concerns initially to the Manager, Second in Charge or Administrator, who will try to remedy the situation.

Alternatively, parents are encouraged to telephone the proprietor, Cindi Black the Managing Director to discuss the concern or to make an appointment to discuss the situation.

If the complaint relates to an out-of-school-club, the manager of the Out of School Clubs should be contacted initially.

All complaints or suggestions will be dealt with seriously, and all staff will endeavour to deal with complaints quickly and appropriately. We would hope that all complaints can be resolved within 20 days. The following steps will be taken:

- The Complaint or Concern will be acknowledged in writing within three working days from the date it is received, this can be in the form of an e mail and will be entered onto the Complaint/Concern/ Child Protection Form
- The area of concern will be discussed with the parent by the proprietor or by the nursery manager/second in charge/ supervisor.
- The appropriate staff will discuss the area of concern after consultation with the parent.
- A decision will be made as to the appropriate course of action.
- The parent making the complaint will be informed of the action to be taken and more discussion will be entered into if necessary.
- The agreed course of action will be implemented.

We hope that we will be able to handle any difficulties you are having at Great Western. Should you feel that this has not been the case you may also wish to contact the **Care Inspectorate** directly with your complaint:

**North Region  
Johnstone House  
Rose Street  
Aberdeen  
AB10 1UD.**

**Telephone Number: 01224 793870**

### Medicine Provided for Children by Parents / Carers

- Children who require a long term medication or emergency lifesaving medication must be added to the class or club red letter. The setting will require to have a detailed risk assessment and protocol for these children, completed by staff with the input of parents/carers and where possible the input of GP or nurse practitioner. Protocols and risk assessments will be stored appropriately within the class or club and copy retained within the child's care plan folder. At a minimum these risk assessments, protocols will be updated 6 monthly – more often if required to meet the needs of the child.
- Parents must complete a Medicine Release Form which is part of the application form and Instructions for Administering Medicine. These forms must be signed and dated. The instructions for administering the medicine must be handed to the class supervisor along with the medicine. Supervisor should make sure that the parent for the child has completed a Medicine Release Form.
- The information on dosage must be the same on the medicine form and on the label.
- The medicine must be stored appropriately according to the written instructions on the medicine i.e. in the fridge. The medicine should be stored in a locked cupboard with each child's individual medicine in a box labelled with the child's name and date of birth. This also applies to medication which needs to be kept in a refrigerator.
- Care service staff should not give the first dose of a new medicine to a child. Parents should have already given at least one dose to ensure that the child does not have an adverse reaction to the medication
- When a child is given a new medication, parents should watch closely for allergy or sensitivity symptoms. This good practice point would obviously not include emergency medication such as an adrenaline pen where the risk of not giving it could outweigh any adverse reaction.
- Medicine spoons and oral syringes should be cleaned after use and stored with the child's medication. Adaptors for inhalers like 'spacers' should be cleaned as described in the product information. The care service might have to obtain this information from the parent/carer as some devices have special cleaning instructions which, if not carried out, can have a detrimental effect on the way that they work.
- Such additional information should be kept in the child's transition folder
- Medicine should only be administered by a suitable member of staff, i.e a. qualified member of staff with a suitable risk assessment. Staff who countersign medication forms should also have a suitable risk assessment to state they are able to do so. It is important that all staff who are permitted to give medication know which children require medication, where the medication is stored and how to access it.
- Medicine should be returned to the parents at the end of the session as appropriate.
- Parents should be shown the details of the medication given to their child and a signature should be obtained from the parent acknowledging that they have seen the medication details.
- Children who require long term medication should have their medication needs reviewed every three months to ensure that all instructions are still relevant. Staff should ensure that they take equal care with medicine that is administered on a daily basis.
- All medicine received should be recorded on a 'Medicine on Premise' form. For emergency medication this form is located in the class room, for nappy creams this form is located in the

changing area and for all other children's medication this form is located by the main medicine store.

- Medication no longer needed to treat the condition it was prescribed or purchased for, or which is out of date, should be returned to the parents/carers
- We have a procedure detailing what to do if too much medication is given or given to the wrong child.
- Staff will know what to do if the child spits or refuses the medication. Parents should always be told if this happens.

### Emergency Life Saving Medication

Emergency medication must be easily accessible so will be stored in the child's class room in a box labelled with the child's name and date of birth, a risk assessment will be completed regarding this .

Children with life threatening medication requirements will not be allowed to attend Great Western Pre-School or Out of School Clubs without their required lifesaving medication being available to them in the setting. A risk assessment and protocol for these children will already be in place as part of the admission process and this is updated regularly (min 6 mths) throughout the attendance of the child.

Steps will be taken by staff to ensure that there is always an appropriate supply of emergency medication, including ensuring sufficient time is allowed before expiration or full usage of medication to communicate with parents and cares and re-stock the supply. These steps include completing weekly medication checks, reviewing transition or care forms and also reporting any spillages and breakages.

In the case that an emergency medication has not been replaced, expires, or is damaged/spilled/ deemed unusable. A detailed risk assessment will be created to evaluate whether or not an appropriate protocol is feasible in order to continue to care for and support the child within the setting. The risk assessment needs to include whether or not there is time to seek medical attention without medication.

If the risk is high the child will not be allowed to stay at the Great Western setting until the appropriate medication is within the building and available to the child.

A responsible person must be trained in administering medication, and available at the same times as attendance of child in order for child to attend nursery. Where staff are on holiday or sick and a responsible person is not available, parents will be asked to keep child at home until a suitable arrangement can be made to ensure the safety of the child.

- **If a child refuses to take the medication:**

Ensure that a member of staff they have a strong bond with administers the medicine.

Talk to the child and offer reassurance constantly.

Never force a child to take medication.

Contact parents immediately if the child will not take the medicine.

- **If a child spits out medication:**

Do not try to give the child a second dose. Note how much the child swallowed (if any). Detail on medication form as per usual procedures, date/time etc

Contact parents to inform them.

- **If a child receives another child's medication or too much medication:**

The staff member involved should immediately advise their supervisor or manager.

Both sets of parents should be informed immediately and a senior member of staff should contact NHS 24 to access the up to date treatment advice for the relevant medication.

Cindi Black the Managing Director should be contacted and an incident form completed and relevant bodies advised when necessary.

### **Administering of Nappy creams.**

Unqualified staff can apply or check nappy cream applications after they have been shown the correct procedure by a supervisor. The Supervisor should sign the staff's practical record to confirm the staff member is competent to apply the nappy cream.

#### **Nappy creams**

There is no requirement for an administration of medicine form to be completed for nappy cream, the instruction from the parents should be recorded in the child's care plan and when staff administer nappy cream this will be recorded on the nappy changing sheet.

The cream should still be stored in individual labelled containers.

#### **General creams**

An administration of medicine form is not required unless the cream has been prescribed by a GP. The instruction should be recorded in the child's care plan.

## **Staff Medication**

- Medication taken to nursery by members of staff must not be taken into the classrooms.
- Staff medication will be stored in a lockable medicine cupboard and signed in to the setting on a 'medicine on premises' sheet located at this area.
- Medication should be labelled with the staff's full name.
- Staff that require medication who work in the Out-of-School Clubs should leave the medication at the associated nursery, or keep in a locked area i.e. filing cabinet etc.

### **Standard forms used to support this policy:**

#### **Medicine Record – All Medication on Premises Administration of Medication**

### **Guidelines for Settling-in Children three to five.**

- On the child's first day at nursery it is essential to give lots of individual attention, lots of cuddles and re-assurance.
- Find out from the parent about the routine the child is use to at home.
- Encourage parents to ask as many questions as they feel are appropriate. Make parent and the child feel comfortable and welcomed.
- Ask parent to bring along a favourite toy or comforter.
- Encourage parents to stay as long as they wish and to make as many visits before the child's first day as they wish. These visits could be planned or merely a drop-in-when passing by to the shop. The atmosphere should be such that the parents continue to feel comfortable spending time in nursery not only when the child first starts, but also in the years to follow.
- Do not make any sudden changes to the child's daily routine, i.e. don't potty train, or take away their favorite toy or comforter. If they have a comforter, more than likely they will leave it lying somewhere. If this happens, discreetly pick up the comforter and put it on the child's peg until they notice it is missing.
- Re-assure parents by encouraging them to telephone on their first few days, or call them yourself if required.
- Always respect the wishes of the parents and children.

## Guidelines for Settling-in Children under Three's

- On Child/Baby's first day at nursery it is essential to give lots of individual attention, lots of cuddles and re-assurance.
- In order to assist the settling in of a baby we would ask parents to complete a Transition of Care and Routine form which will advise us of of baby's usual routine, i.e. feeding times, sleeping habits, likes or dislikes.
- Encourage breast-feeding. Mummies are welcome to visit nursery to feed their baby. Provide a warm and friendly environment for both mum and baby.
- Remember parents are welcome and should be encouraged to stay for periods in nursery with their baby as required. This should be encouraged not only the first few days of nursery, but also should continue throughout the years to follow. They should be made to feel confident asking questions and seeking advice. Encourage parents to ask as many questions as they feel are appropriate.
- Ask parents to bring along their child's usual comforter, i.e. dummy, blanket, etc.
- Do not make any sudden changes to the child's daily routine, i.e. do not take away dummy or comforter, and do not try to potty train.
- Re-assure parents by encouraging them to telephone on the first few days or you should call them if need be.
- Always respect the wishes of the parents and child.
- We supply all food and drink except formula, we also supply nappies, wipes and creams (except medicated).

Suggestions for things you may need for your baby.

- Change of clothes, it is helpful if all clothing is named.
- Sun cream and hat depending on the season
- Clothes suitable for going a walk in the winter.
- If your child requires medication it should be in a labelled box with the child's name and date of birth.
- Footwear should be appropriate for the season and the age of the child.

## Policy for Transition in the Early Years

### Rationale

We believe that all children should feel as Safe, Healthy, Achieving, Nurtured Active, Respected, Responsible and Included (SHANARRI) as far as possible when entering or moving from one early year's class to another, from an early years setting to school, from school to an Out of School Care provision or during significant events which occur in the child's life. Young children starting nursery, moving into another class or going through a significant event in their life need support to enable them to adjust. They need to feel that they are a valuable, competent member of the new social group, and they need to develop positive attitudes towards the range of new experiences they will encounter. Likewise, older children who are making a transition from nursery to School need to feel confident and able to positively interact with children and staff within that environment.

During transition children need to be helped to retain the self-confidence and self-respect that they have already gained at home or in previous settings. We believe the Great Western early year's and Out of School Care teams should build on the work of the family and take steps to ensure that the child is valued as an individual in the setting. We understand that children enter nursery and club from a variety of backgrounds and will respond to it in many different ways.

We therefore aim to welcome all children as individuals and will meet their needs accordingly. Getting to know a child and planning for admission, change of class, change of school or changes in their life requires parents and staff to engage in an equal partnership in which both learn from each other.

The aim of Great Western's Transition Policy is to support, foster, promote and develop children's, personal, social and emotional well-being; in particular, by supporting the transition to and between classes and school.


### Purposes/outcomes

- Each class to offer a comprehensive transition period which is understood by staff, children and parents;
- To provide close links between practitioners, teachers and families, so that children and adults already know someone in the setting, school or class;
- To ensure that children and their families know what to expect when starting at the nursery or school setting ;
- To ensure that each child is well prepared for the new experience, and is motivated to take part in it;
- To allow each child to take things at their own pace, without being singled out or pressured;
- Children to be encouraged by others without fear of ridicule;
- Every child to be able to find something within the setting which connects with his/her previous life experience;
- To ensure that children and families are able to communicate with staff in their own language where possible, and are fully aware of the routines, procedures and expectations of the setting, regardless of language;
- To provide parents and carers with the opportunities to share information, concerns or ask questions;

- Every child will have a care plan while they are at the setting and this will be included in the child's care plan file in the classroom.
- If there are any concerns regarding a child there will be a chronology form completed which will be stored in the child's file in the office.
- To continue to give parents and carers time to tell staff what their child is experiencing at home;
- Staff to demonstrate their respect for parent's/carers' knowledge by asking for their views and listening to what they say;
- To encourage parents or regular caregivers to support their child within the setting for as long as is necessary;
- To allow parents/carers and children short periods of separation which are gradually built up to the whole session, to limit stress and anxiety;
- To provide an environment which is safe, secure, welcoming and inviting for children, parents, carers and visitors;
- To create and maintain an ethos and learning environment that is responsive and flexible to cater for the entire range of needs;

## Transition of Care and Routine/Personal Plan

This form guides us in improving children's experiences and in making a personal plan to support high quality, safe and compassionate care for your child. We listen to you carefully and take account of your and your child's rights, choices, needs and wishes. Please therefore, help us to complete the information as thoroughly as possible. We are happy to complete this with you if you prefer. Please talk to your child's class to arrange. The happy icons on each of the areas highlight the area of SHANARRI (wellbeing) that is being covered by gathering the information. There is a Key on the final page so you can see what they mean. We hope this helps highlight the importance of each question being asked. Thank you.

<b>Name of Child:</b>		<b>Class:</b>
<b>D.O.B</b>	<b>Date Completed:</b>	<b>Review Date:</b>
<b>Child's Care Routine (Information from parent)</b>		<b>Staff use only</b>
<b>Food and Drink</b>		 <b>Initial &amp; Date</b>
If I am on bottles (including times, amount and warm/cold)		Add to daily sheet
What do I enjoy eating? (Likes, dislikes and usual food routine, level of independence & support you provided at mealtimes)		Add to Care plan

## Special Dietary Requirements, Allergy and Medical Information



Please provide information relating to any special dietary requirements, allergies or medical information for your child. The information you provide will help us to build a personal plan for your child and ensure their health and wellbeing needs are met at nursery. Using the information in this routine sheet we will then discuss with you your child's specific care needs and put in place an appropriate agreed protocol in the classroom.

	YES	NO
<b>Do I have Medical Needs? (Tick as appropriate)</b>		
<b>Do I have Allergies? (Tick as appropriate)</b>		
<b>Do I require Special Dietary requirements? (Tick as appropriate)</b>		

Details: If you have ticked yes for any of the above please give details here.

(In the case of dietary requirements, please include whether these are as a result of allergy, Intolerance, cultural requirements or parent preference.)

In the case of Allergies please indicate whether your child has previously received any type of anti-histamine) *We will use this information to create your child's individual protocol and risk assessment with you.*

Details Continued:-

Do I have any involvement with Specialists to support my care (Include here any specialists such as Dietician, Allergy Nurse, Asthma clinic?)

Staff Use:	Protocol Required? (Delete as appropriate)	YES	NO
<b>Protocol Created (Date)</b>	<b>Signed Staff</b>		
<b>Risk Assessment created (Date)</b>	<b>Signed Staff</b>		
<b>Red letter created (Date)</b>	<b>Signed Staff</b>		

## Sleep and Routine






## Initial & Date

How do I sleep during the day? (Include times, how they prefer to get to sleep such as cot/floor mat, favourite songs, how long they sleep and any time limitations)

Add to sleep sheet

How do I sleep at night? (Please give details about a normal sleep routine for you child at night, if they generally sleep well, co-sleep, cot/bed)

Add to care plan

Nappies and Toileting		Initial & Date
<p>If I am in Nappies- (include size, if using re-usable Nappies and if nappy creams are used)</p> <p>Do I need help with toileting? - (include what stage they are currently at and the support you provide, key words for staff to know, if upset at toileting time)</p>		<p>Add to nappy sheet</p> <p>Add to toileting sheet</p>
Activities and Hobbies		Initial & Date
<p>What are my favourite games and activities? (Include any activities they take part in outside of nursery like rugby/football tots)</p> <p>Do I get to explore the outdoors and enjoy it? (Include the level of outdoor active time your child gets and if they enjoy this time.)</p> <p>What are your child's current interests? (Dinosaurs, cars, drawing, physical activity etc.)</p>		<p>Add to All about me and Family book.</p>
My Emotional Wellbeing		Initial & Date
<p>How do I communicate? - (important information such as specific words for day-to-day items, general communication development, and speech delays or English as additional language)</p>		<p>Add to all about me/family book</p>
<p>What might I need encouragement with? (Consider if your child is starting walk, use cutlery, toilet train, making friends)</p>		<p>Add to all about me/family book</p>

<p>How should you help me to settle? (do they have a favorite toy/comforter, when do they need it, include how they like to be comforted if upset or experiencing big emotions? consider the following times of day that can need support;)</p> <p>Sleep time emotions:</p> <p>Mealttime emotions:</p> <p>What should you do to help me when I'm upset/sad or just working on some big emotions:</p> <p>What are some things I know I do not like or that upset me? (This could be a food type, messy play, laying down to change a nappy, etc.)</p>	<p>Add to all about me/family book</p>
<p><b>Additional Support Needs</b></p>	<p><b>Initial &amp; Date</b></p>
<p>Do I have any additional support needs? (Behavior, speech and language, Autism)</p> <p>Do I have involvement with outside agencies (include here any involvement with agencies such as SALT, social work, health visitor, educational phycologist)</p>	<p>Add to all about me/family book</p> <p>Add to IEP</p>
<p><b>My Wider World</b></p>	<p><b>Initial &amp; Date</b></p>
<p>People who are important to me - (Include family or close relationships or shared care arrangements)</p>	<p>Add to all about me/family book</p>









Who will pick me up from Nursery? (Only include people on the permission to pick up section of the application form)	Ensure this matched application.
Who lives in my home? (Family members/pets)	Add to all about me
<b>My cultural Beliefs and celebrations</b>	<b>Initial &amp; Date</b>
Religious or cultural beliefs that are important to me and my family.	Add to all about me
Festivals and celebrations that I love to be a part of (Diwali, Christmas, Easter, Yi Peng lantern festival, Carnival etc.)	Add to all about me and class diary

Parent/Carer to Sign and Date to confirm the information recorded is accurate:

Signature: \_\_\_\_\_ Date: \_\_\_\_\_

\*\*\* please ensure this is passed to Administrators to ensure all files are updated with new information\*\*\*

<b>Information from staff to support transition</b> (any information that is helpful such as key relationships, likes and dislikes you have noticed and any support you can offer during the transition period)
<div style="height: 250px;"></div> <p>Sign:</p> <p>Date:</p>

Key	
	<b>Safe</b> – this may include any specific arrangements to support the child due to their age or stage of development. It may include details of staff support required or link to a behavior support plan, or risk assessments, required for children to enjoy certain activities safely. It may include details of any professionals also providing support, for example in respect of any safeguarding arrangements.
	<b>Healthy</b> – opportunities to promote children’s general health and well-being. Details that could also be included here would include any specific medication requirements. For babies and toddlers, feeding and sleep routines and level of support required, food and drink preferences, immunization history, nappy changing routines and toileting progress.
	<b>Achieving</b> – recognizing the successes of children and identifying, where appropriate, any next steps to support their development and learning. These should be focused on the child’s interests and be individual to each child.
	<b>Nurtured</b> – important people, this should include details of family and important relationships and any shared care arrangements. Memorable dates, contact details, family contact arrangements. Any likes and dislikes, and special comforts that will help children feel secure.
	<b>Active</b> – information to support children to be fit. Do they take part in outdoor activities each day, sport or any physically active hobbies, interests, favourite activities or toys and outings? How can the service build on children’s interests to support them to be active?
	<b>Respected</b> – having a say, along with parents or carers in decisions that affect them. How do we include children in having a say in their personal plans, are they easy to understand?
	<b>Responsible</b> – ability to make choices and decisions, with appropriate support to be independent.
	<b>Included</b> – recognizing the barriers that get in the way for some children, this could be, for example, in respect of children for whom English is not their first language. How do we ensure all children are included, recognizing inequalities, and planning to overcome these?

## Great Western Pre School – Change of Sessions Request Form

Child's Name	
Nursery / Club	
Classroom (if applicable)	
Contact Name	
Telephone	
Date session change required	

### Current Sessions Attended

	Mon	Tues	Weds	Thurs	Fri
AM					
PM					

### Requested Sessions

	Mon	Tues	Weds	Thurs	Fri
AM					
PM					

### Request for 7.30 to 8.00 or 5.30 to 6.00

	Mon	Tues	Weds	Thurs	Fri
AM					
PM					

**Early and late slots must be agreed with administration.**

**Please note that requests are dealt with on a first come first served basis.**

**Signature \_\_\_\_\_ Date \_\_\_\_\_**

**When completed please return to the office**



## Multi-Agency Consent Form (Children's Services)

The purpose of this consent form is to enable professionals from different services and agencies to share information about the service user below in order for them to properly assess their needs and agree the best way to help.

It is normal practice to seek information and opinions from other professionals/agencies who may be involved in planning and arranging services and to share information with them. All agencies will keep information confidential in accordance with their procedures.

I understand that my information will be shared only with professionals in the agencies involved in my care. This may involve Local Authority services such as Education, Social Work and Housing, Healthcare professionals, voluntary and private agencies and Grampian Police as appropriate. By signing this form, I agree to this information being shared with these agencies.

Name of  
Service User (Print): \_\_\_\_\_

Signature of Service User \_\_\_\_\_

Date of Birth: \_\_\_\_\_

Date: \_\_\_\_\_

Name of  
Parent/Legal representative: \_\_\_\_\_

Signature of  
Parent/Legal representative: \_\_\_\_\_

Status: \_\_\_\_\_

Date: \_\_\_\_\_

**Further information can be found in the following leaflets:**

**Information Sharing within Integrated Services for Children and Young People: A Guide for Parents and Carers**

# Great Western Pre-School Application Form (1)

## Location Required (tick required)

Broomhill ☐ Kingswells ☐ Gt.Western Rd ☐ Portlethen 1 ☐ Portlethen 2 ☐

Child's Forename \_\_\_\_\_ Child's Surname \_\_\_\_\_

Known as (if applicable) \_\_\_\_\_ DOB \_\_\_\_\_ Sex \_\_\_\_\_

Siblings & Ages \_\_\_\_\_

Home Address including postcode \_\_\_\_\_

Home Telephone Number: \_\_\_\_\_

## Sessions Required

Starting Date Required \_\_\_\_\_ Actual Date Arranged \_\_\_\_\_

Date of Application \_\_\_\_\_ Retainer Paid ☐

Sessions Required Please tick each session you require:-

	Monday	Tuesday	Wednesday	Thursday	Friday
AM					
PM					

## Emergency contacts and people allowed to pick up

	Forename	Surname	Work Tel No	Mobile Tel No	Allowed to Pick Up?
<b>Father:</b>					Yes / No
<b>Mother:</b>					Yes / No
<b>Carer:</b> (if applicable)					Yes / No

Please use this section for other people that may require to pick up the child:

Name	Relationship to Child	Telephone Number	Allowed to Pick Up?
			Yes / No
			Yes / No
			Yes / No



## Great Western Pre-School Application Form (3)

---

### Ethnic group, nationality, religion and language

***Please note that this section is not mandatory to be completed however the reason for collecting this information is to ensure that the nursery experience for your child is inclusive of your/their beliefs and culture.***

Ethnic Group: \_\_\_\_\_

Nationality: \_\_\_\_\_

Religion: \_\_\_\_\_

Spoken language/s: \_\_\_\_\_

---

### Child Protection Statement

I understand that any member of Great Western Staff who has a concern relating to the safety, welfare and protection of children within their care, has a duty to report this in accordance with our Child Protection Policy. I further understand that the member of staff has no duty to inform me that a report has been made.

Signed \_\_\_\_\_ Relationship \_\_\_\_\_ Date \_\_\_\_\_

## Great Western Pre-School Application Form (4)

### Consent for Photos and Videos

At Great Western we regularly take photos and videos of our children, not only do these provide an excellent way of displaying to you your children's activities during the day but they also provide a vital source of evidence for our quality assurance programme. For example, photos and videos are reviewed by our external assessors to demonstrate staff activities and abilities in relation to their qualifications. This is referenced below in our Staff training and assessment consent section.

We understand if you would prefer that your child is not photographed or videoed, please therefore would you complete the below consent form.

**I give consent for my child to be photographed / videoed in the following situations.**

Activity	Photo – Please circle as appropriate		Video – Please circle as appropriate	
Displays in the Club	YES	NO	YES	NO
Staff training (this could include staff from other nurseries, child minders and out-of-school clubs)	YES	NO	YES	NO
Internal Assessment purposes	YES	NO	YES	NO
Advertising	YES	NO	YES	NO
Press releases	YES	NO	YES	NO
Children's Productions and Shows	YES	NO	YES	NO
<b>Puddlestomping</b> To be used in news articles on the Great Western Parent Participation Website Puddlestomping. <a href="http://www.greatwesternps.co.uk/puddlestomping">http://www.greatwesternps.co.uk/puddlestomping</a> I understand that this is a community website restricted by user login to the parents, carers and staff of Great Western Nurseries and Out of School Clubs. I understand that no images or video will be used on any other Great Western Website or for Marketing or Advertising Purposes.				
Photographs			YES	NO
Videos			YES	NO
<b>Facebook</b> To be used in news articles on the Great Western Facebook Page @greatwesternpreschool				
Photographs			YES	NO
Videos			YES	NO

I understand that images used will be selected with care, appropriate and non-defamatory.

Parent/Guardian Signature: \_\_\_\_\_ Date: \_\_\_\_\_

## Great Western Pre-School Application Form (5)

---

### Consent for Administering Medicine (Medicine Release)

I give permission for medicine prescribed by my doctor to be administered by a suitable member of staff. The Class supervisor will have sole responsibility for either administering the medicine or appointing a suitable member of staff to do so. A suitable member of staff will be an individual that The Class Supervisor has trained to carry out this task and feels they have the appropriate skills to do so.

I will put instructions for administering medicine in writing. I will be responsible for asking for the medicine at the end of each session in order that it may be taken home. I will also sign the details of medication acknowledging that I have seen the dosage given through the day.

I understand that non pre-scribed medicines will only be given to children when written instructions have been given to class supervisor and the medicine is given to class supervisor labeled with the name of the child. (This includes Calpol).

Signature of Parent \_\_\_\_\_

Date of Signature \_\_\_\_\_

---

### Consent for Children to go on Outings and Walks

\_\_\_\_\_ (Child's Name) has my permission to go on outings and walks with Great Western Pre-school/Out-of-School Club. (Please circle) I understand that these outings could include trips to the park, beach, etc. without my prior knowledge. Transportation will be provided by car, mini bus, or public transport. I also give permission for the application of sun cream when necessary.

Parent/Guardian

Signature \_\_\_\_\_ Date: \_\_\_\_\_

---

Signed: \_\_\_\_\_

Relationship to Child \_\_\_\_\_ Date \_\_\_\_\_

I understand that by signing this application form I am confirming that the details I have given are correct and that I am confirming consent information as given above.